

League of Friends A Registered Charity (No:- 900282)
(56 Years of Friendship & Support 1958-2014)

Radio Heatherwood

A Friend By Your Side



Rhapsody Wi-fi Music Email & Internet Service

Useful Information Guide Questions & Answers



Heatherwood Hospital Radio Service
Choose Rhapsody As Your Wi-fi Network
Free to All Patients Visitors And Staff of Ward 4

Iss 04/01/2014 © League of Friends P Davidson-Smith

Devices Compatibility List



Devices List



This page details those devices/browsers which are proven to work and those which don't work with the web page music player.

Browsers Tested

Yes

Apple: Apple I-Phone V4, V5,
IOS6 Iphone Buffering player.
Remedy:- use quicktime link

Apple: Ipad V1

Android: Android phone 4.0(HTC)
Ice Cream Sandwich Software.
Web page may not display properly.
remedy:- refresh

Hudl Tablet

Blackberry: OS 7 Phone Browser,
Playbook Browser

IOS: Mobile Safari: iPad, iPhone,
iPod Touch

Nexus 7 (Jelly Bean)

OSX: Safari, Firefox, Chrome,
Opera

Windows: Firefox, Chrome,
Opera, Safari, IE6, IE7, IE8, IE9

No

Android: Android phone 2.1
Éclair Software

Android: Android phone 2.3.6
Gingerbread Software

Samsung GT-S3350:
Low memory won't load web page

**I-Phone/I-Pad Player
Keeps Buffering:-**

Close all windows not being used, and
all apps and follow the clear data
instructions on Page 15.

Devices Compatibility List

League of Friends A Registered Charity (No:- 900282)
(55 Years of Friendship & Support 1958-2013)

Rhapsody Wi-Fi What's This All About ?



Welcome to our Rhapsody Music and Wi-fi radio service.

This leaflet will guide you on our music & Wi-fi service, how to get connected and what you can expect from rhapsody.

The League of friends radio station Radio Heatherwood can be heard through this service along with Radio 2 and Radio Berkshire. In addition those connected will have access to internet and email.

What Can I Expect To Hear On The Radio Station ?

Radio Heatherwood plays music from the 1950's right up to the present day as well as comedy three times a day, and spoken word including poetry and short stories. We also play the classics.

At 11pm and 1am most nights, we have our meditation sessions for those having trouble relaxing.

During our live sessions we play patients choice of requests and dedications as well as bringing you local news and information.

In addition we take requests from members of the hospital staff.

How Do I Listen ?

If you have a smart phone ipad net-book/laptop or you are close to a ward radio, you will be able to tune in.

Where Can I Find Help On Registering on the Rhapsody Wi-fi?

There are posters on the wards, plus a special logging on leaflet which can be found on the ward. Our radio staff will also help when we come to collect your requests.

This booklet also carries details for registering the popular devices.

What's Playing On Radio Heatherwood ?

H RADIO Heatherwood

Rhapsody Keeping You Up To Date

Wi-fi Radio Service:- Radio Heatherwood Rhapsody

Date:- August 23, 2013

Rhapsody Event Time:- 16:39

What's Currently Playing on Rhapsody

Album:- Somewhere Over the Rainbow - The Golden Age of Hollywood Musicals

Artist:- Judy Garland And Gene Kelly

Genre:- Films Shows & Tv

Production:-

Info:-



Year:- 2002

Track Title:- For Me And My Gal

4:39 pm - Judy Garland And Gene Kelly

When you select the rhapsody web page and press play on the player you can keep up to date with what's playing.

The web page will update as each music selection changes.

The web page will also give you an indication of what's played recently and what's coming next.

What's Playing Next:-

4:43 pm - RH - 90's A To Z Songs

4:47 pm - RH - T3 Afternoon Delight ID Trails

What's Played Recently On Rhapsody:-

Porridge - Frogs

PJ Productions - Local Events Promo 05

The web page can be viewed once you have logged onto the rhapsody Wi-fi.

It may also be viewed by visiting the rhapsody web site on the internet.



What's Playing On Radio Heatherwood ?

Internet & Email Access



Internet Access & Email

The League of friends of Heatherwood hospital are providing the Wi-Fi service to support the delivery of the radio service and provide contact for patients and staff with their loved ones.

The access to the internet is limited and certain web sites will not be accessible, as the content is being limited to prevent unsuitable material being displayed.

Norton DNS servers with a policy of 3 (Non-family friendly websites) is in use and for further information about availability this can be found at http://en.wikipedia.org/wiki/Norton_DNS

Sites where videos or music can be downloaded will also have limited availability. File sharing and

downloads will also be limited.

The limiting of video and file downloading is to ensure access for all users, without slowing the broadband service.

✉ Email access will be available for those who wish to check or send on their accounts.



This is a service by the League of friends and should this prove useful, it will be extended to others.



If you would like to comment on the provision of the Wi-Fi service or any other issues, visit our facebook page.

Internet & Email Access

Internet radio's Donations & Phone contact



Internet Radio's Donations & Phone Contact

Internet Radio's

A number of internet radio's have been provided on your ward. These are available to use whilst you remain a patient on the ward.

They must be returned to the ward staff, upon your departure.

Please note each radio has a unique number, all are registered to the League of friends, once connected to the internet they can be tracked.

Please do not remove them from the ward.

Can I Use My Own Internet Radio To Listen to Radio Heatherwood ?

No :- The radio would need registering to the hotspot server.

All radio's have to be registered.

Donations

If you would like to make a financial donation and help support the work of the League of Friends:-

You can donate on line:-

We can accept your on-line donations, all major credit cards are accepted.

These Donations Are Administered By BT MyDonate (A free online collection service) Who Collect The Donations On Our Behalf.

Mobile Calls To The Radio Station Staff ?

The radio station has a phone line which can take your messages. The station staff are not able to return calls to mobiles, please do not ask them to call you back with issues about the Wi-Fi service.

Internet radio's Donations & Phone contact

I-phones/I-Pads Rhapsody Registration.



How To Tune Into Radio Heatherwood, It's Easy !



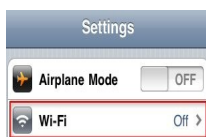
There are many different versions of I-phones/I-pads and all will have a slightly different way to set-up connections to Wi-fi signals.

On this page we will show you the basics for an I-phone/I-pad, be aware depending on which version of software you have will determine the screen you display.



On your device go to settings and

“select Wi-fi.”



If turned on you will see a list of available networks.

“Turn on” if turned off, after a few seconds rhapsody should show on the display.

Choose **“rhapsody”** enter password **“rhapsody”** without the quotes and lowercase.

After a few seconds you should

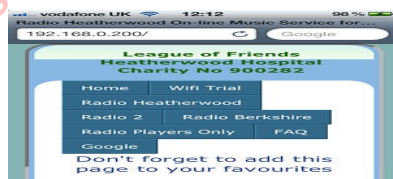
be connected to rhapsody.

Open your internet browser and enter **“radio”** in your browser search.

This will then take you to our log on web page and terms conditions screen .

“click Connect & Agree”

You will then see the default home page for our Wi-fi radio service.



“Select Radio Heatherwood picture or menu item.”



Scroll down page and

Press **“Play”** on player

After a few seconds you will be listening to our live feed.

Two other radio services are also available from our Wi-fi service.

I-phones/I-Pads Rhapsody Registration.

Android Type Phones/Touch Pads Rhapsody Registration.



How To Tune Into Radio Heatherwood, It's Easy !

There are many different versions of android phones and touch pads and all will have a slightly different way to set-up connections to Wi-fi signals.

On this page we will show you the basics for an Android type phone, be aware depending on which version of software you have, will determine where the Wi-fi settings are.

For instance Android 2.3.6 to get to settings you have to navigate to menu/apps/settings/wireless and Networks / Wi-fi Settings, with this in mind the instructions below are common to all androids once you have reached the Wi-fi settings menu.

On your device go to settings and

“select Wi-fi.”

If turned on you will see a list of available networks.

“Turn on” if turned off .

Choose **“rhapsody”** enter password

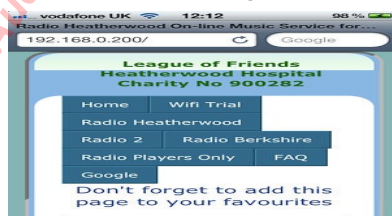
“rhapsody” without the quotes and lowercase.

After a few seconds you should be connected to rhapsody.

Open your internet browser and enter **“radio”** in your browser search.

This will then take you to our log on web page and terms conditions screen .

“click Connect & Agree”



You will then see the default home page for our Wi-fi radio service.

“Select Radio Heatherwood picture or menu item.”



Scroll down page and

Press **“Play”** on player

After a few seconds you will be listening to our live feed.

Two other radio services are also available from our Wi-fi service.

Android Type Phones/Touch Pads Rhapsody Registration.

Windows 7 Net-book's/Laptops Rhapsody Registration.



How To Tune Into Radio Heatherwood, It's Easy !



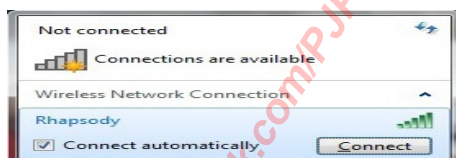
If you have a laptop/net-book with windows 7, listed here the common tasks to complete to join the rhapsody network.

On your desktop bottom right-hand corner next to the clock will be your wireless or network symbol. **"Left click"**



If the symbol does not show on your taskbar you will have to go to control panel/network and internet/view Network status and tasks./Manage wireless networks.

All networks will be displayed **"Left Click"** Rhapsody.



"Click" on Connect.

Enter password **"rhapsody"** without the quotes and lowercase.

A window will open asking to set Network Location.

Choose Public by **"Clicking On"**.

An advisory window will now open, just click **"Close"** at bottom right corner of window.

You are now connected to rhapsody Wi-fi.

Open your internet browser and enter **"radio"** in your browser search.

This will then take you to our log on web page and terms conditions screen .

"click Connect & Agree"

You will then see the default home page for our Wi-fi radio service.



"Select Radio Heatherwood picture or menu item."



Scroll down page and

Press **"Play"** on player

After a few seconds you will be listening to our live feed.

Two other radio services are also available from our Wi-fi.

Windows 7 Net-book's/Laptops Rhapsody Registration.

Macbook Pro Rhapsody Registration.



How To Tune Into Radio Heatherwood, It's Easy !



If you have a Macbook Pro, listed here are the common tasks to complete, to join the rhapsody network.

In the upper right by the clock, you should see an icon that appears to look like an ice cream cone. That is the Wi-fi control. **"Click the cone"** then choose to connect to a network. You should be able to see the rhapsody wireless networks available.

You can also go to System Preferences/Network, then go to wireless and connect there.

Click on **"Join" or "Connect."** If you do not see rhapsody network, click on **"Join Other Network"** and select the network from the list or type in the network name and click **"Connect."**

"Click" Rhapsody.

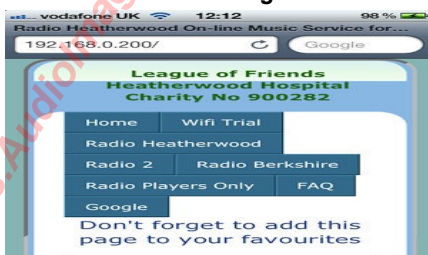
Enter password **"rhapsody"** without the quotes and lowercase.

You are now connected to rhapsody Wi-fi.

Open your internet browser and enter **"radio"** in your browser search.

This will then take you to our log on web page and terms conditions screen .

"click Connect & Agree"



You will then see the default home page for our Wi-fi radio service.

"Select Radio Heatherwood picture or menu item."



Scroll down page and

Press **"Play"** on player

After a few seconds you will be listening to our live feed.

Two other radio services are also available from our Wi-fi service.

Macbook Pro Rhapsody Registration.

Logging Off From Rhapsody Wi-Fi



How To Log Off From Rhapsody Wi-Fi

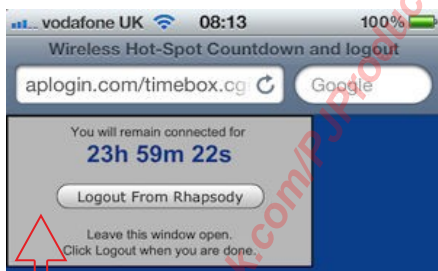
When you have finished listening to one of the radio services you can log off from the rhapsody Wi-fi hotspot by following these guidelines.



Press **"Stop"** on the player being used.



At the bottom of the page **"Click"** on the red stop sign. This will then display the blue log off page.



"Click" on the logout button this will then give you another page confirming you have been logged out and then inviting you to close

the final page by **"clicking"** on the blue **Close Window** to close the web page.



Depending on your mobile device you may be returned to the rhapsody Wi-fi web page you were last viewing.

You will be logged out.

Logging off, if not currently on a Rhapsody Wi-fi page!

To log off from the hotspot if you have moved away from a Rhapsody Wi-fi page.

On your browser page enter 192.168.0.200 in the URL address box. **"Click"** search This will take you to the home page of the rhapsody service. From there you can follow the instructions printed across.



Logging Off From Rhapsody Wi-Fi

Rhapsody Wi-fi Screen Captures



Rhapsody Wi-Fi Hotspot, Log In & Out Web Pages

A larger view of pages which will be displayed on your mobile devices:-

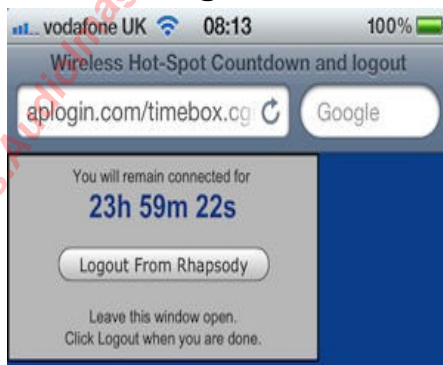


Log In



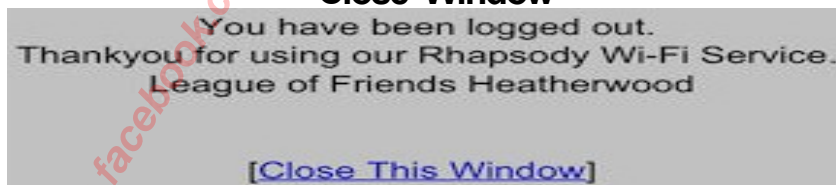
Hotspot Login Page
"click Connect & Agree"

Log Out



Hotspot Logout Page
"click Logout from Rhapsody"

Close Window



Hotspot Logout Page "click Close Window"

Rhapsody Wi-fi Screen Captures

Loan Internet Radio's

RADIO Heatherwood

Using The Loan Radio Service

Available to the ward are a number of internet loan radio's.



These radio's are registered to the rhapsody Wi-fi service. The radio's have been provided with three presets which are programmed to deliver Radio Heatherwood Radio Two or Radio Berkshire.

If you wish to listen to the hospital radio service this radio is programmed to allow access.



connects.

The radio will lock onto the last station the radio was tuned to.

If you wish to change channels



"Press" the power switch and wait whilst it



"Press" the preset button and **"rotate"** the control until the desired station then

"Press" the rotary control.



The rotary control will also adjust your volume by rotating.

Last Listened

It is also possible to choose your last listened to radio station by **"Pressing"** the menu button and with the last listened highlighted in the display **"Press"** the rotary control.

By **rotating** the control a number of stations will be shown, to make a selection, just highlight and **"Press"** the rotary control on your choice.

Loan Internet Radio's

Useful Information



Frequently Asked Questions

Welcome to Radio Heatherwood's on line Rhapsody Service. This page will assist you with some useful tips and answers to questions on how to get the best from our service.



Does your hotspot service load software or cookies on my device ?

No

The player keeps buffering ?

Some mobile devices are low on memory and hence are not able to stream the signal in a continuous stream. It may also be caused at busy times when lots of users are using the Wi-fi service.

Remedy

If you have an I-phone/I-pad , follow the instructions for Clear Data.

On your device close all additional web page windows which are open and will be running in the background, in addition close all apps running in the background.

On the I-phone apps running can be found by double clicking the **"home button"**. Hold your finger on one of the icons and they will all shake and have a minus symbol on them, touch each one you wish to close. When you have finished just press the **"home button"**. These all use memory causing buffering on the device as it re-fills available space.

If you have IOS7 operating system use the instructions on page 19 to close open apps.

You could try using the alternative player option on the page or opt for the text only player.

There is a low memory players only page, which will allow you to listen and lesson the buffering.

Useful Information

Why does my I-phone/Ipad, not update the rhapsody what's playing list ?

RADIO Heatherwood

Clear Data I-phone/Ipad

Why does my I-phone/Ipad, not update the rhapsody what's playing list?.



The browser on your I-phone/I-pad stores data from previous visits, if you were say listening yesterday and it was working and today it's not, it's because your phone has cached the data from the playlist for yesterday.

This is a function of I-phone/I-pads to reduce the amount of downloads it has to do from a

Remedy

visited web site.



Close browser and log out from Rhapsody hotspot.



Go to settings on your phone, scroll down to safari

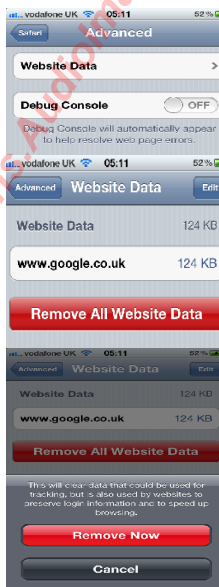
browser and “select” scroll down and select “Advanced”/then “Website data” and select



“ remove all website data”/ then “remove now”

This will remove all stored data.

You will have to log into rhapsody hotspot and choose the Radio Heatherwood page, playlist will now update.



Note:- Clearing history on the bookmarks page will not clear the stored playlist data.

Why does my I-phone/Ipad, not update the rhapsody what's playing list ?

Useful Information



Frequently Asked Questions

The following video's will guide you through the previous advice.



How to close web pages on Iphone/Ipad and improve streaming of Radio Heatherwood.

How to clear data on I-phone/I-pad and improve streaming of Radio Heatherwood.

Close All Open Applications I-phone/I-pad. How to close open applications on I-phone and improve streaming of Radio Heatherwood.

Why can't you display the title of the new song waiting to play ?

The radio station must comply with the requirements of the Phonographic Performance Licence and cannot openly announce what we will be playing next.

Does your hotspot service track my web searching ?

The music player is contained within the web page you view and this streams the music live and once stopped leaves no trace on the device.

The only information tracked is the time a device logs on and off and the pages and or documents viewed on the rhapsody site only.

Useful Information

Useful Information



Frequently Asked Questions

I have closed my browser page by accident, how do I return to the Rhapsody Pages ?

If you have closed down the browser pages by accident, and can't get back to your listening page, don't worry you are still logged into the Rhapsody hotspot.

Remedy 1

If you are on the internet and have lost your way and would like to get back to the rhapsody hospital



radio service, **enter a search for Radio Heatherwood.**

When the home page displays for Radio Heatherwood, touch the menu



option for **Rhapsody Wi-fi**, when menu opens, tap the link marked **"Live Feed in Patients Only"**

Remedy 2

Tap on your browser icon.

The browser if set, should return you to the last viewed page. If this doesn't appear, go to bookmarks and view history and **tap onto the Radio Heatherwood Rhapsody links.**

If you have no stored history or bookmarks:-

Useful Information

Useful Information



Frequently Asked Questions



Enter **192.168.0.200** into which will ensure you have the latest your url address box to access the page display.

Radio Heatherwood's Intranet which provides the live music service, or click.

If you have closed down the browser pages by accident and haven't logged off from the Rhapsody hotspot.

Radio Heatherwood In-Patient Service

Follow the instructions from previous answer, re-closed browser window.

Note:- You will still be logged on and can restart the player on your chosen page.

When on any page click on the **red stop** image. This will open a new page with the option to log off. Once you have completed log off, you may close all browser windows by clicking on "X."

Depending on the browser settings of your phone, will depend on what will be required to return to the listening page.

I have closed my browser page by accident, how do I log off from hotspot ?

When you do display the page, remember to reload the page using the refresh option

Useful Information

Useful Information

RADIO Heatherwood



Frequently Asked Questions

I have ios7, how do I close applications?

iOS 7's new method to completely exit your running apps (and prevent them from running in the background) is even easier than iOS 6's.

All you have to do is **double tap** the home button to bring up the multi-tasking view, then **swipe up** on the screenshot of the app you want to exit. The app will fly off the screen, and release its resources to the operating System



The screen shows three applications open, indicated by the icons at the bottom of the screen. In this case the safari app is running with a web page open.



The screen shows only one application open, indicated by the icon at the bottom of the screen. In this case the safari app is running with a web page open.

Useful Information

Useful Information

RADIO Heatherwood



Frequently Asked Questions

**I have I-phone, How Do I add shortcut to Home Page ?
Make iPhone Web Clips !**

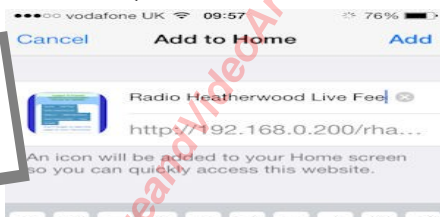
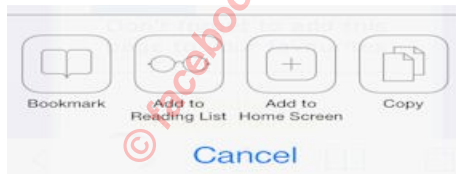
Making an iPhone web clip is simple. Here's how:-



When on the rhapsody page you want to turn into a web clip(shortcut) **Tap the Action Box** (the square with the arrow coming out of it) at the bottom center of the web browser window.



Tap the Add to Home Screen button.



Edit the name of the clip and then **tap Add.**



If you go to the iPhone's home screen, you'll see the new clip and will be able to use it as a shortcut to Rhapsody and also allow you to log off.

The clip can be moved around the home screens using the standard iPhone home screen rearrangement steps.

Deleting iPhone Web Clips

To delete an iPhone web clip, do the following:

Tap and hold on the Web Clip until the icons start to shake.

Tap the "X" icon on the web clip.

Useful Information



Useful Information



Frequently Asked Questions

Confirm that you want to delete the clip.

When the clip is gone, tap the iPhone's home button to stop the icons shaking.

© facebook.com/PJPProductions.AudioImageandVideoArchive



Useful Information



Wi-Fi Trial, Your Views ?

RADIO Heatherwood

Feedback



What do you think of our Wi-fi music and internet service. ?

The league of friends are always on the lookout for new ways in which we can keep the spirits up, of the patients and staff of Heatherwood hospital. The league has funded this service and should we get positive feed back on the service, We will expand the service to cover other wards and departments.

We do need your thoughts suggestions or comments good or bad all thoughts would be most appreciated.



You can send your comments etc to the radio secretary at:-

Radio facebook page:-



League facebook page:-

We hope we have made your stay more pleasant with the provision of our voluntary services.

Wi-Fi Service, Your Views ?

Index



Page Index

<u>Android Type Phones/Touch Pads Rhapsody Registration.</u>	Pg 8
<u>Donations</u>	Pg 6
<u>How Do I Listen ?</u>	Pg 3
<u>Internet Access & Email</u>	Pg 5
<u>Internet Radio's Donations & Phone Contact</u>	Pg 6
<u>Internet radios</u>	Pg 6
<u>I-phones/I-Pads Rhapsody Registration.</u>	Pg 7
<u>Logging off, if not currently on a Rhapsody Wi-fi page!</u>	Pg 11
<u>Macbook Pro Rhapsody Registration.</u>	Pg 10
<u>Mobile Calls To The Radio Station Staff ?</u>	Pg 6
<u>Rhapsody keeping You Up to Date</u>	Pg 4
<u>Rhapsody Wi-Fi Hotspot, Log In & Out Web Pages (Larger View)</u>	Pg 12
<u>Rhapsody Wi-fi Screen Captures (Larger View)</u>	Pg 12
<u>Rhapsody Wi-Fi What's This All About ?</u>	Pg 3
<u>Useful information</u>	Pg 24
<u>Using The Loan Radio Service</u>	Pg 13
<u>Wi-Fi Trial Feedback</u>	Pg 20
<u>Windows 7 Net-book's/Laptops Rhapsody Registration.</u>	Pg 9

Index

Index



Help Desk Index



<u>Frequently Asked Questions</u>	Pg 14
<u>Can I Use My Own Internet Radio To Listen to Radio Heatherwood ?</u>	Pg 6
<u>Devices Compatibility List</u>	Pg 2
<u>Does Your Hotspot Service Load Software or Cookies On My Device ?</u>	Pg 14
<u>Does Your Hotspot Service Track My Web Searching ?</u>	Pg 16
<u>How To Clear Data From I-phone/Ipad</u>	Pg 15
<u>How To Log Off From Rhapsody Wi-Fi ?</u>	Pg 11
<u>How To Tune Into Radio Heatherwood, Andoid Type Phones/Touch Pads</u>	Pg 8
<u>How To Tune Into Radio Heatherwood, I-phones/I-pads</u>	Pg 7
<u>How To Tune Into Radio Heatherwood, Macbook Pro</u>	Pg 10
<u>How To Tune Into Radio Heatherwood, Windows 7 Net-</u>	Pg 9
<u>I Have Closed My Browser Page by Accident, How Do I Log off From</u>	Pg 18
<u>I Have ios7, How Do I Close Applications?</u>	Pg 19
<u>I have I-phone, How Do I add shortcut to Home Page ?</u>	Pg 20
<u>I Have Closed My Browser Page by Accident, How Do I Return to The</u>	Pg 17

Index



Index



Help Desk Index

<u>The Player Keeps Buffering</u>	Pg 14
<u>What Can I Expect To Hear On The Radio Station ?</u>	Pg 3
<u>What's Playing On Radio Heatherwood?</u>	Pg 4
<u>Where Can I Find Help On Registering on the Rhapsody Wi-fi?</u>	Pg3
<u>Why Can't You Display the Title Of The New Song Waiting To Play ?</u>	Pg 16
<u>Why Does My I-phone/Ipad, Not Update The Rhapsody What's Playing List ?</u>	Pg 15

Useful Links Index



Index



Useful Information

RADIO Heatherwood

Request Line
Ascot 625818



24 Hrs a Day

Useful information

*Note:- If you require further information.
 Visit The Following Web Sites:-*

General Information and Requests

Radio History 1969 to Present Day

League Of Friends Information and History

Rhapsody Wi-fi Information

Radio facebook page:-



League facebook page:-

Tel 01344 625818 or 01344 623333 Extn 7606

Radio Heatherwood The Radio Studio
 Heatherwood Hospital Ascot Berks. SL5 8AA

Smart Phones Ipad's or Laptops etc



*Log onto our Rhapsody Wi-fi service whilst you're a patient
 in ward 4 and access the radio service.*

24 Hours A Day 7 Days A Week

Useful Information